Make Your Own Shabbat Sequencing File Folder Activity

	Print page three of this document, the page with numbers, onto paper. Print the page two, the page with pictures, onto cardstock.
	Laminate the cardstock pictures.
	Cut out the paper numbers.
	Glue the paper numbers onto a file folder.
	Laminate the entire file folder, if desired.
	Cut out the cardstock pictures.
	Apply **velcro** to the file folder and the backs of the cardstock pictures.
	Tape a sandwich bag on the outside of the file folder to store the pieces

Created by Rebecca Redner

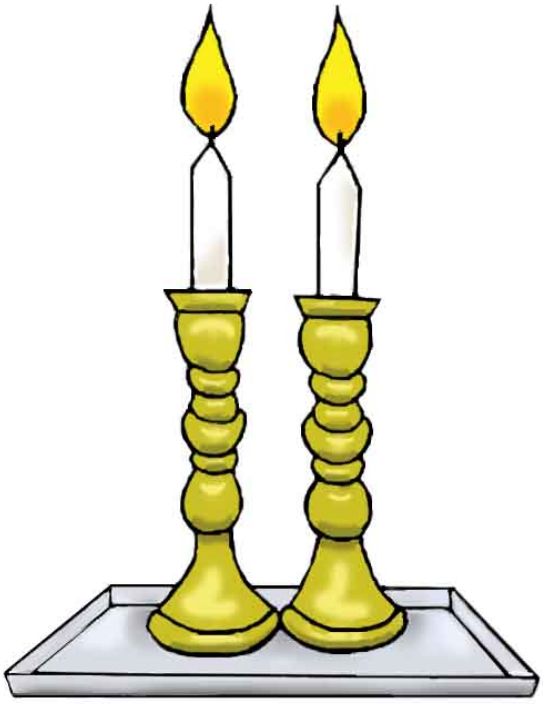





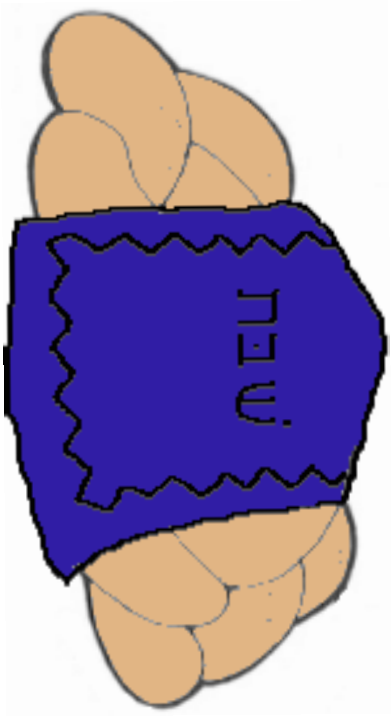

שערים
gateways
access to Jewish education

www.jgateways.org

Created by Rebecca Redner

3 2 1

שבת 4

gateways
access to Jewish education
www.jgateways.org
Created by Rebecca Redner